

Venture Capital

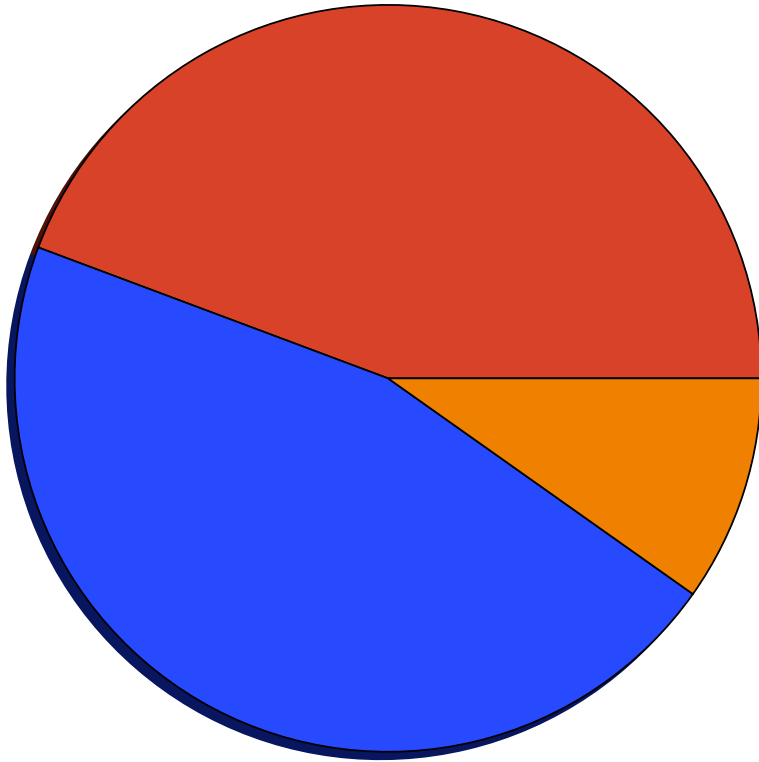
Speculative Account
01/15/2008 - 02/29/2008

Table of Contents

Asset Allocations.....	1
Growth of a Dollar.....	2
Returns v. Standard Deviation.....	3
Returns Histogram.....	4
Returns Chart.....	5

Asset Allocations

Venture Capital
02/29/2008

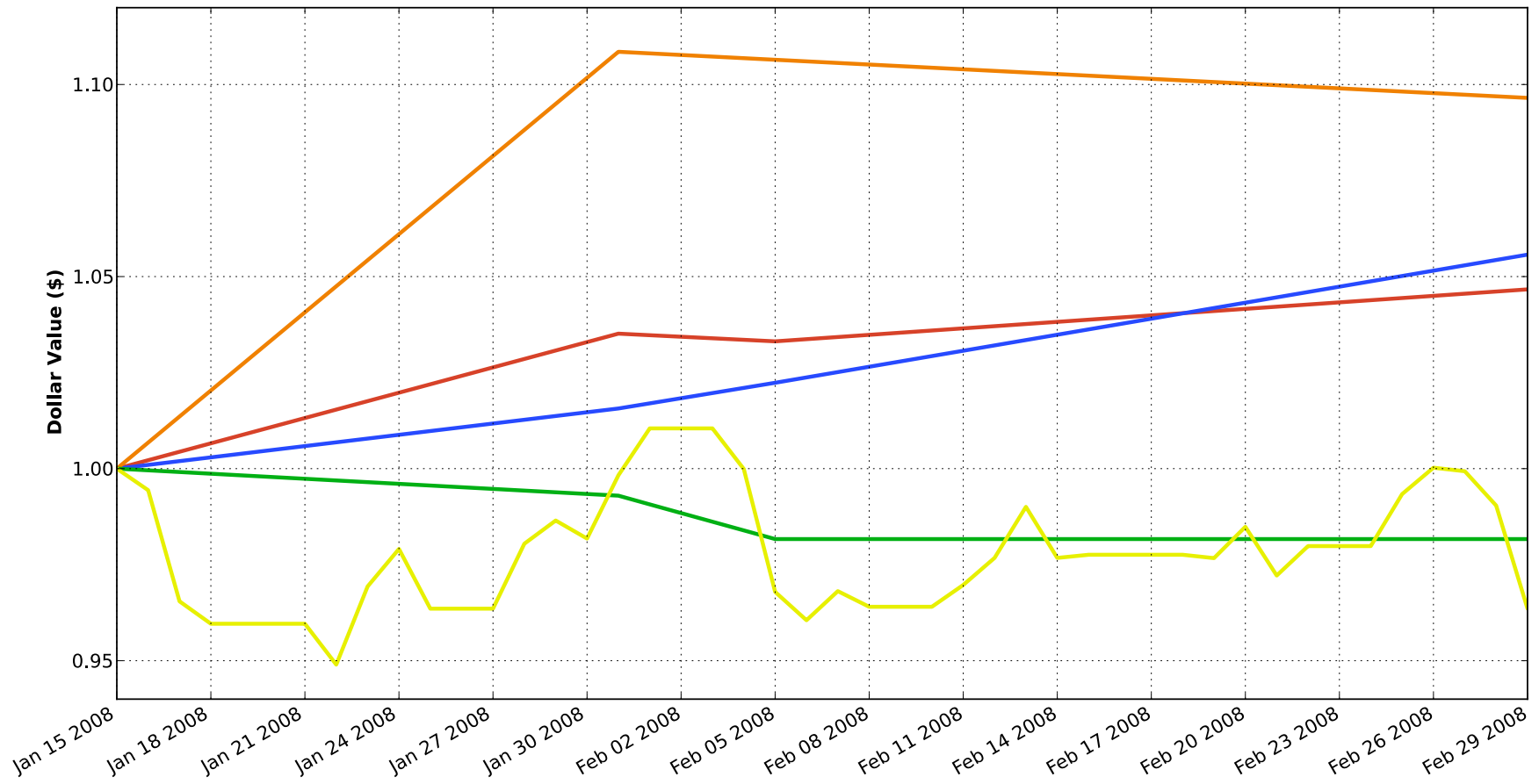


Asset Details

Asset Class	Percent	Value
Large Cap	45.9%	\$4,278.56
Common Stock	44.3%	\$4,112.30
Cash	9.8%	\$911.72
Total	100.0%	\$9,302.58

Growth of a Dollar

Venture Capital
01/15/2008 - 02/29/2008

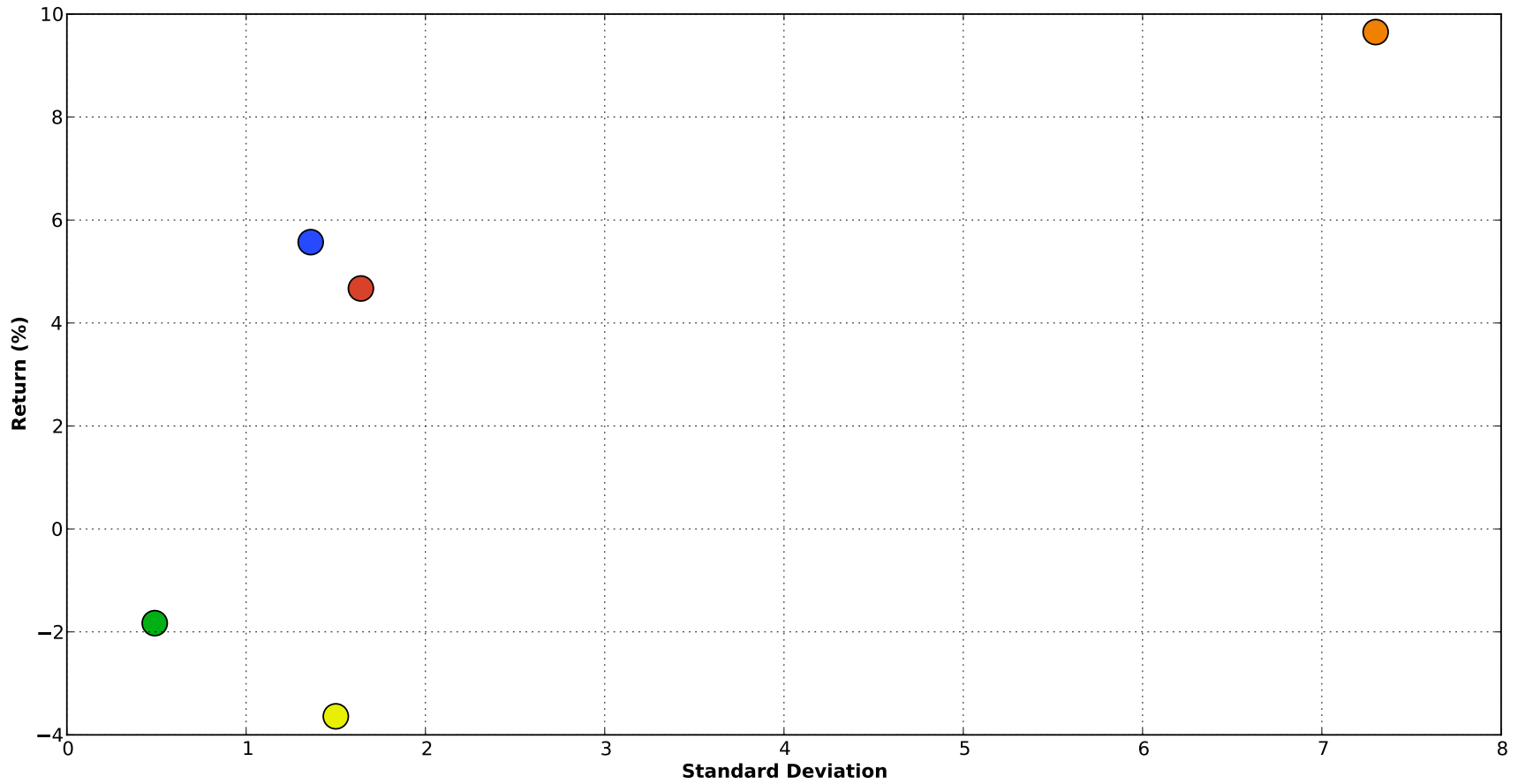


Asset Details

Asset Class	Growth/Decline	Start Date	End Date
Large Cap	+9.65%	01/15/2008	02/29/2008
Common Stock	+5.57%	01/15/2008	02/29/2008
Total Fund	+4.67%	01/15/2008	02/29/2008
Corporate Bonds	-1.83%	01/15/2008	02/29/2008
S&P 500	-3.64%	01/15/2008	02/29/2008

Returns v. Standard Deviation

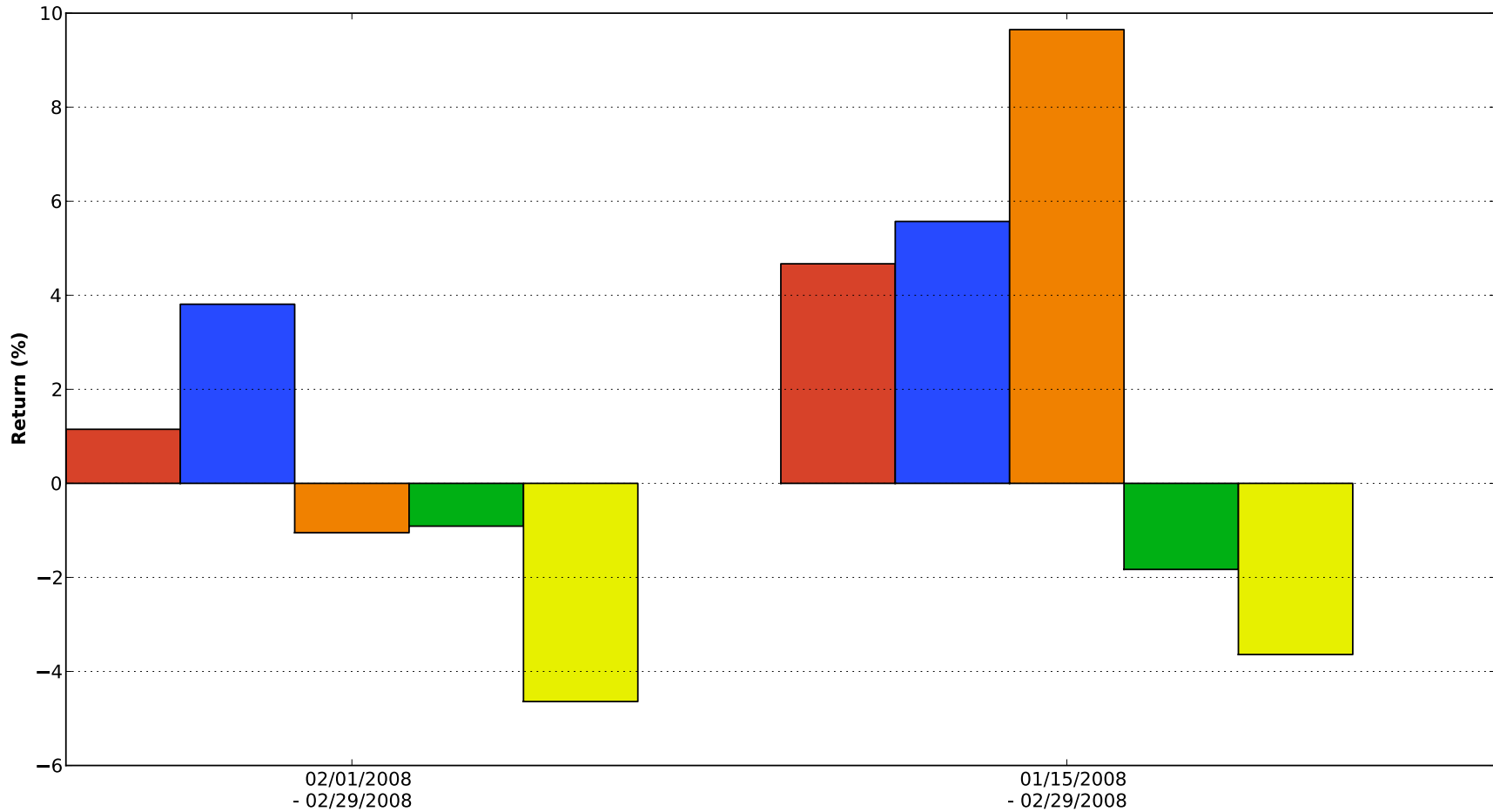
Venture Capital
01/15/2008 - 02/29/2008



Asset Details

Asset Class	Return	Std. Deviation
Large Cap	9.65%	7.30
Common Stock	5.57%	1.36
Total Fund	4.67%	1.64
Corporate Bonds	-1.83%	0.49
S&P 500	-3.64%	1.50

Returns Histogram
 Venture Capital
 01/15/2008 - 02/29/2008



Asset Details

Asset Class	Return	Annualized Return	Start Date	End Date
Large Cap	9.65%	9.65%	01/15/2008	02/29/2008
Common Stock	5.57%	5.57%	01/15/2008	02/29/2008
Total Fund	4.67%	4.67%	01/15/2008	02/29/2008
Corporate Bonds	-1.83%	-1.83%	01/15/2008	02/29/2008
S&P 500	-3.64%	-3.64%	01/15/2008	02/29/2008

Returns Chart
Venture Capital
01/15/2008 - 02/29/2008

	02/01/2008	01/15/2008
	- 02/29/2008	- 02/29/2008
Total Fund	1.15%	4.67%
Common Stock	3.81%	5.57%
Large Cap	-1.05%	9.65%
Corporate Bonds	-0.91%	-1.83%
S&P 500	-4.64%	-3.64%